

**Mercer County Community College
Institutional Profile, 2012**

	<u>Page(s)</u>
I. Table of Contents	1
Preface	2
II. Accreditation Status	
A. Institutional Accreditations	3
Professional Accreditations	3
B. 1. Number of undergraduates by attendance status	4
3. Number of non-credit students served	4
4. Unduplicated number of students for entire academic year	4
C. Characteristics of Undergraduate Students	
2: Remediation/Development Education	5
3.a: Undergraduate Enrollment by Race/Ethnicity – Summary and Graph	6
3.b: Undergraduate Enrollment by Gender – Summary and Graph	7
3.c: Undergraduate Enrollment by Age – Summary and Graph	8
4: Financial Aid from State-funded Programs	9
5: Undergraduate Enrollment by State of Residence	9
D. Student Outcomes	
1.b: Two-Year Graduation Rate of Fall 2008 Full-time First-time Degree/Certificate Seeking Students	10
1.c: Three-Year Graduation and Transfer Rates of Fall 2008 Full-time First-time Degree/Certificate Seeking Students by Race/Ethnicity	10
2.a: Third Semester Retention of First-time Undergraduates, Fall 2010 to Fall 2011	10
E. Faculty Characteristics	
1: Full-time Faculty by Race/Ethnicity, Gender and Academic Rank Fall 2011	11
2: Percentage of Course Sections Taught by Full-Time Faculty, Fall 2011	11
3: Ratio of Full- to Part-time Faculty, Fall 2011	11
F. Characteristics of the Trustees	
1: Race/Ethnicity and Gender of the Members of the Board of Trustees	12
2: Members of the Board of Trustees	12
3: URL of Web site for Board of Trustees	12
G. Profile of the Institution	13
Degree and Certificate Programs	13
List of Credit Programs by Degree Type	14-15
H. Major Research and Public Service Activities	16
I. Major Capital Projects	17

Preface

Attached herewith is the 2012 Institutional Profile for Mercer County Community College. This information provides a snapshot of the state of our institution.

A handwritten signature in black ink, reading "Patricia C. Donohue". The signature is written in a cursive style with a horizontal line underneath it.

Dr. Patricia C. Donohue

President

A. Accreditation Status

Institutional Accreditations

Mercer was initially accredited in 1970, and this accreditation was renewed for ten years in 1975 and again in 1985. Mercer was most recently granted ten-year re-accreditation in 2005 by the Commission on Higher Education of the Middle States Association of Colleges and Schools, and the State of New Jersey's Board of Higher Education has authorized Mercer to award the associates degree. The Periodic Review Report (PRR) was filed in May 2010; it provided a comprehensive overview of institutional progress since the College's decennial self-study and team visit in 2005 and its progress letters in 2007 and 2008. The June 2010 PRR was accepted and accreditation re-affirmed to 2015 with no further reports due.

Professional Accreditations

The New Jersey Board of Nursing approves and the National League for Nursing Accreditation Commission (NLNAC) accredits the college's Associate Degree Nursing program. The Radiography program is accredited by the Joint Review Committee on Education in Radiologic Technology and approved by the New Jersey Radiologic Technology Board of Examiners. The Medical Laboratory Technology program is accredited by the National Accrediting Agency of Clinical Laboratory Sciences. The Commission on Accreditation in Physical Therapist Education of the American Physical Therapy Education has given accreditation to the Physical Therapist Assistant program. The American Bar Association accredits the Legal Assistant program. The Technology Accreditation Commission of the Accreditation Board for Engineering & Technology accredits the Civil Engineering Technology program. The American Board of Funeral Service Education accredits the Funeral Services program. Mercer's Aviation Flight Technology program became the first two-year aviation program in the nation to be accredited by the Aviation Accreditation Board International.

Mercer
Table II.B.1:
Undergraduate Credit Enrollment by Attendance Status, Fall 2011

<u>Full-time</u>		<u>Part-time</u>		<u>Total</u>
<u>Num</u>	<u>Pct</u>	<u>Num</u>	<u>Pct</u>	
3,839	40.9%	5,542	59.1%	9,381

Source: IPEDS Fall Enrollment Survey

Mercer
Table II.B.3:
Non-Credit Enrollment, FY 2011

	Total Number of Registrations ¹	Unduplicated Headcount	Total Clock Hours (One Clock Hour = 60 minutes)	Total FTEs ²
Open Enrollment	13,445	7,276	482,791	1,073
Customized Training	2,899		29,550	66

¹Includes all registrations in any course that started on July 1, 2010 through June 30, 2011

²FTEs were computed by converting clock hours to credit hours (by dividing by 15), then converting credit hours to FTEs (dividing by 30).

Source: SURE Non-credit Open Enrollment file and NJ IPEDS Form #31, Customized Training.

Mercer
Table II.B.4:
Unduplicated Enrollment, FY 2011

<u>Headcount Enrollment</u>	<u>Credit Hours</u>	<u>FTE</u>
13,803	216,238	7,208

Source: IPEDS 12-Month Enrollment Survey

Mercer

II.C.2 REMEDIATION / DEVELOPMENT EDUCATION

- 1 **Name of basic skills placement test administered and criteria (if any) for selecting test takers in Fall 2011**

Accuplacer

- 2 **Total number of undergraduate students enrolled in Fall 2011**

Total Fall 2011 Undergraduate enrollment	Number of students enrolled in one or more remedial courses	% of total
9,381	2,129	22.7%

Total enrollment = includes all students, FT, PT, returning, transfers, etc.

- 3 **Total number of First-time, Full-time (FTFT) matriculated students enrolled in remediation in Fall 2011**

Total number of FTFT Students	No. of FTFT students enrolled in one or more remedial courses	% of Total
1,367	821	60.1%

- 4 **First-time, Full-time matriculated students (FTFT) enrolled in remediation in Fall 2011 by subject area.**

Subject area	No. enrolled	% of all FTFT enrolled in:
Reading	600	43.9%
Writing	568	41.6%
Math Computation	417	30.5%
Elem. Algebra	202	14.8%

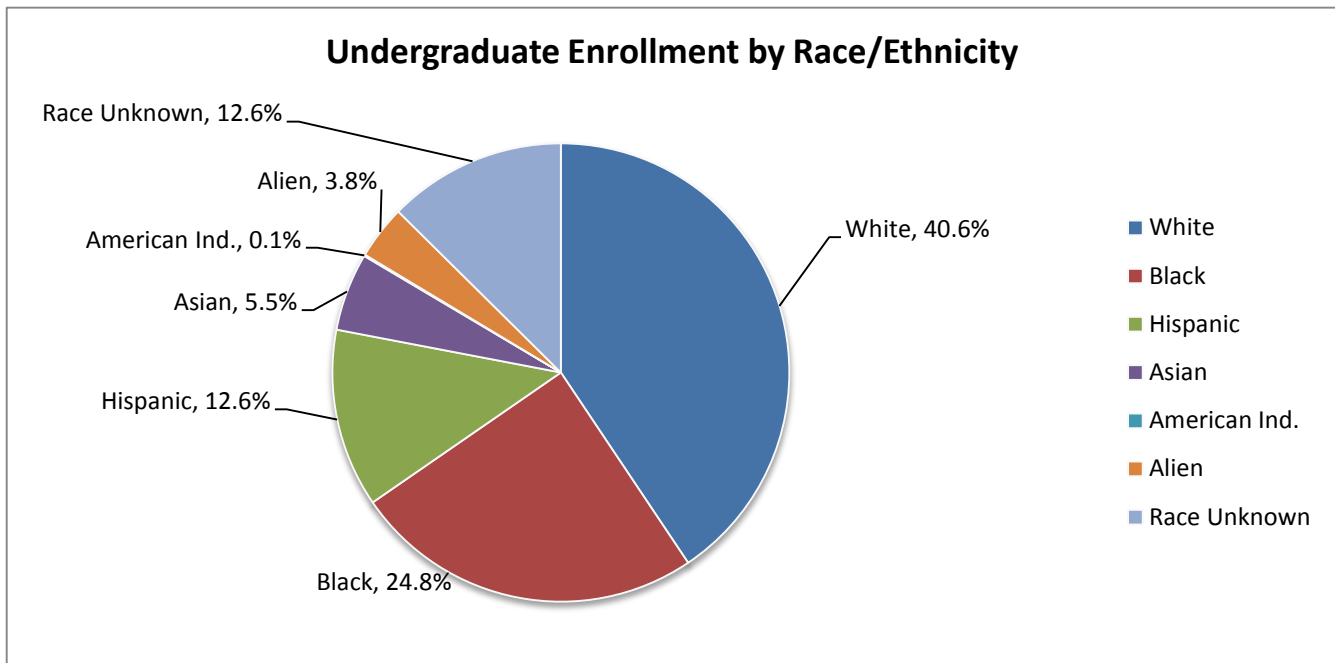
Source: SURE Fall Enrollment File

**Table II.C.3.a:
Undergraduate Enrollment by Race/Ethnicity, Fall 2011**

	<u>White</u>		<u>Black</u>		<u>Hispanic</u>		<u>Asian*</u>		<u>Amer.Ind.</u>		<u>Alien</u>		<u>Race Unknown*</u>		<u>Total</u>	
	<u>Num</u>	<u>Pct</u>	<u>Num</u>	<u>Pct</u>	<u>Num</u>	<u>Pct</u>	<u>Num</u>	<u>Pct</u>	<u>Num</u>	<u>Pct</u>	<u>Num</u>	<u>Pct</u>	<u>Num</u>	<u>Pct</u>	<u>Num</u>	<u>Pct</u>
Full-time	1,588	41.4%	876	22.8%	533	13.9%	207	5.4%	6	0.2%	190	4.9%	439	11.4%	3,839	100.0%
Part-time	2,221	40.1%	1,449	26.1%	652	11.8%	310	5.6%	5	0.1%	163	2.9%	742	13.4%	5,606	100.0%
Total	3,809	40.6%	2,325	24.8%	1,185	12.6%	517	5.5%	11	0.1%	353	3.8%	1,181	12.6%	9,381	100.0%

*Note: Asian includes Pacific Islanders and Unknown includes 2 or More Races.

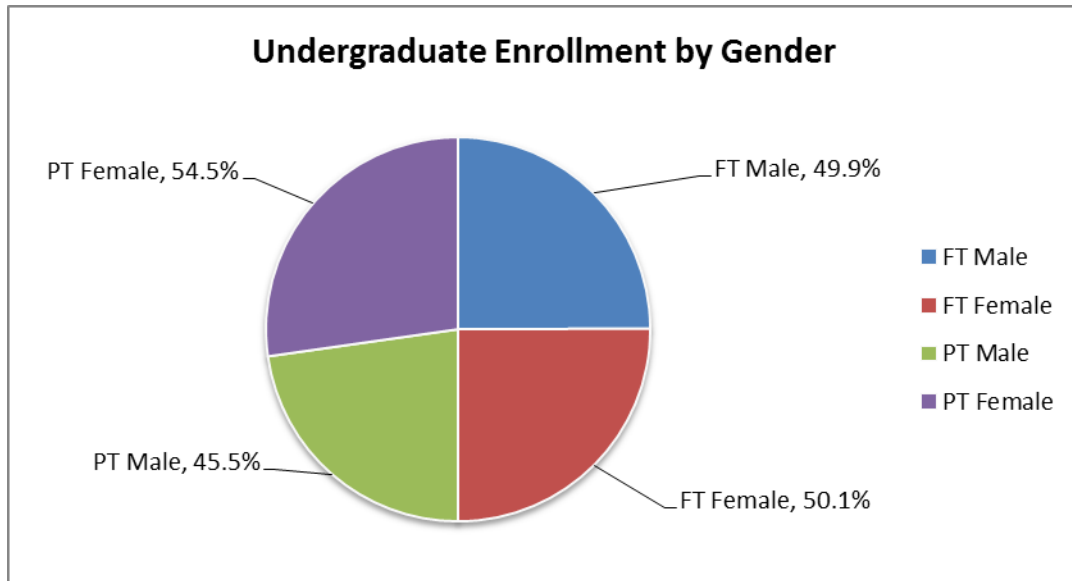
Source: IPEDS Fall Enrollment Survey



Mercer
Table II.C.3.b:
Undergraduate Enrollment by Gender, Fall 2011

<u>Full-time Male</u>	<u>Pct</u>	<u>Full-time Female</u>	<u>Pct</u>	<u>Full-time Total</u>	<u>Part-time Male</u>	<u>Pct</u>	<u>Part-time Female</u>	<u>Pct</u>	<u>Part-time Total</u>	<u>Total Male</u>	<u>Pct</u>	<u>Total Female</u>	<u>Pct</u>	<u>Total</u>
1,914	49.9%	1,925	50.1%	3,839	2,520	45.5%	3,022	54.5%	5,542	4,434	47.3%	4,947	52.7%	9,381

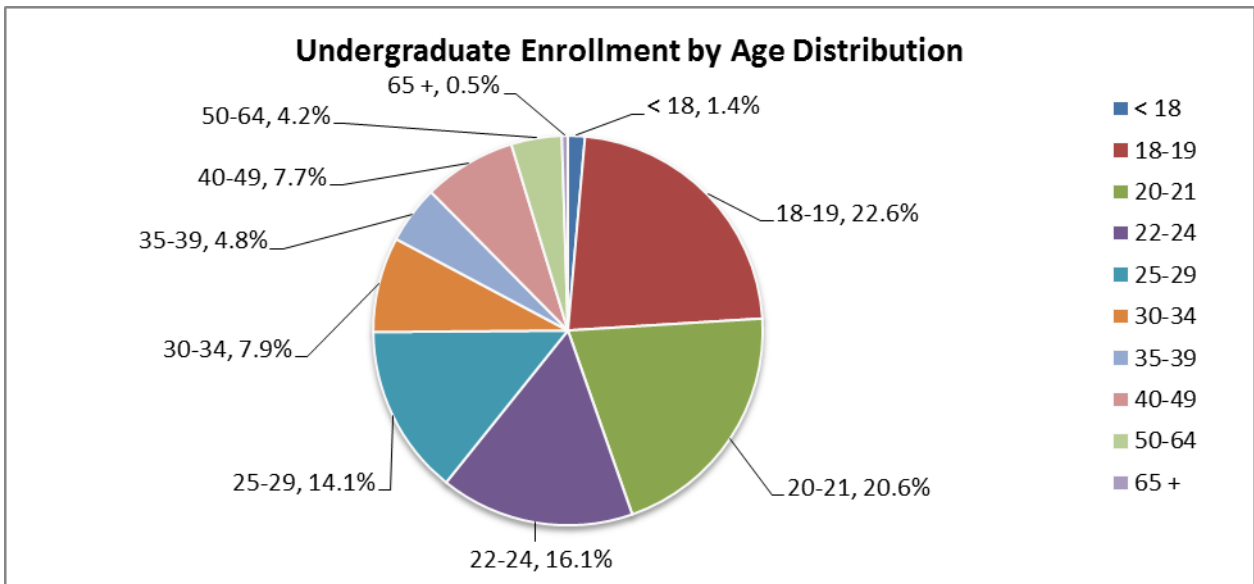
Source: IPEDS Fall Enrollment Survey



Mercer
Table II.C.3.c:
Undergraduate Enrollment by Age, Fall 2011

		<u>LT 18</u>	<u>18-19</u>	<u>20-21</u>	<u>22-24</u>	<u>25-29</u>	<u>30-34</u>	<u>35-39</u>	<u>40-49</u>	<u>50-64</u>	<u>65+</u>	<u>Unknown</u>	<u>Total</u>
Full-time	Num	22	1,612	997	411	317	149	121	143	65	1	0	3,839
	Pct	0.6%	42%	26%	10.7%	8.3%	3.9%	3.2%	3.7%	1.7%	0.0%	0.0%	100.0%
Part-time	Num	114	504	940	1,095	1,006	589	331	580	325	48	10	5,542
	Pct	2.1%	9.1%	17%	19.8%	18.2%	10.6%	6%	10.5%	5.9%	0.9%	0.2%	100.0%
Total	Num	136	2,116	1,937	1,506	1,323	738	452	723	390	49	11	9381
	Pct	1.4%	22.6%	20.6%	16.1%	14.1%	7.9%	4.8%	7.7%	4.2%	0.5%	0.1%	100.0%

Source: IPEDS Fall Enrollment Survey



Mercer
Table II.C.4:

Financial Aid from State, Federal & Institution-Funded Programs, AY 2010-11

<u>State Programs</u>	<u>Recipients</u>	<u>Dollars(\$)</u>	<u>\$/Recipient</u>
TAG	1,285	1,575,000	1,225.68
EOF	209	181,000	866.03
Outstanding Scholars (OSRP)			-
Distinguished Scholars	6	5,000	833.33
Urban Scholars			
NJCLASS Loans	6	30,000	5,000.00
NJ STARS	86	276,000	3,209.30
<u>Federal Programs</u>	<u>Recipients</u>	<u>Dollars(\$)</u>	<u>\$/Recipient</u>
Pell Grants	4,140	13,881,000	3,352.90
College Work Study	120	213,000	1,775.00
Perkins Loans			-
SEOG	410	146,000	356.10
PLUS Loans			-
Stafford Loans(subsidized)	1,098	3,321,000	3,024.59
Stafford Loans (Unsubsidized)	855	2,416,000	2,825.73
SMART & ACG or other	412	275,000	667.48
<u>Institutional Programs</u>	<u>Recipients</u>	<u>Dollars(\$)</u>	<u>\$/Recipient</u>
Grants / Scholarships	21	7,000	333.33
Loans			-

Source: NJIPEDS Form #41 Student Financial Aid Report

Mercer
Table II.C.5

**Total First-time Full-time Undergraduates in Fall 2011 Enrollment
By State Residence**

<u>State Residents</u>	<u>Non-State Residents</u>	<u>Total</u>	<u>% State Residents</u>
1,347	20	1,367	98.5%

Source: IPEDS Fall Enrollment Survey Part C

D. Student Outcomes

**Mercer
Table
II.D.1.b
Two-Year Graduation Rate of Fall 2008 Full-time First-time Degree/Certificate
Seeking Students**

	<u>Total</u>	
	<u>Num</u>	<u>Pct</u>
Fall 2008 Cohort	1,406	
Graduated after 2 years	108	7.7%

Source: IPEDS Graduation Rate Survey

**Mercer
Table II.D.1.c
Three-Year Graduation and Transfer Rates of Fall 2008 Full-time First-time Degree/Certificate Seeking Students by Race/Ethnicity**

	<u>White</u>		<u>Black</u>		<u>Hispanic</u>		<u>Asian</u>		<u>Alien</u>		<u>Other *</u>		<u>Total</u>	
	<u>Num</u>	<u>Pct</u>	<u>Num</u>	<u>Pct</u>	<u>Num</u>	<u>Pct</u>	<u>Num</u>	<u>Pct</u>	<u>Num</u>	<u>Pct</u>	<u>Num</u>	<u>Pct</u>	<u>Num</u>	<u>Pct</u>
Fall 2007 Cohort	669		347		153		63		62		112		1,406	
Graduated after 3 Years	176	26.3%	17	4.9%	19	13.0%	14	22.2%	8	12.9%	13	11.6%	247	17.6%
Transferred	152	22.7%	64	18.4%	29	19%	18	28.6%	9	14.5%	35	31.3%	307	21.8%

* Other includes American Indian and Unknown Race.

SOURCE: IPEDS Graduation Rate Survey

**Mercer
Table II.D.2.a
Third Semester Retention of First-time Undergraduates, Fall 2010 to Fall 2011**

<u>Fall 2010 First-Time Undergraduates</u>	<u>Full-Time</u>		<u>Retention Rate</u>	<u>Part-Time</u>		<u>Retention Rate</u>
	<u>Retained in Fall 2011</u>	<u>Retention Rate</u>		<u>Retained in Fall 2011</u>	<u>Retention Rate</u>	
1,423	869	61.1%	766	286	37.3%	

Source: IPEDS Fall Enrollment Survey, Part E

E. Faculty Characteristics

Mercer
Table II.E.1:

Full-Time Faculty by Race/Ethnicity, Sex, Tenure Status and Academic Rank, Fall 2011

	<u>White</u>		<u>Black</u>		<u>Hispanic</u>		<u>Asian</u>		<u>Amer. Ind.</u>		<u>Alien</u>		<u>Race Unknown</u>		<u>Total</u>	
	<u>Men</u>	<u>Wom</u>	<u>Men</u>	<u>Wom</u>	<u>Men</u>	<u>Wom</u>	<u>Men</u>	<u>Wom</u>	<u>Men</u>	<u>Wom</u>	<u>Men</u>	<u>Wom</u>	<u>Men</u>	<u>Wom</u>	<u>Men</u>	<u>Wom</u>
Tenured																
Professors	22	20	2	4	0	0	0	1	0	0	0	0	0	0	24	25
Associate Prof.	15	20	2	2	0	1	0	0	0	0	0	0	0	17	23	
Assistant Prof.	6	7	0	2	1	0	0	0	0	0	0	0	0	7	9	
All Others	1	0	0	0	0	0	0	0	0	0	0	0	0	1	0	
TOTAL	44	47	4	8	1	1	0	1	0	0	0	0	0	49	57	
Without Tenure																
Professors	0	0	0	0	0	0	0	0	0	0	0	0	0	0	0	
Associate Prof.	0	1	0	0	0	0	0	1	0	0	0	0	0	0	2	
Assistant Prof.	6	9	1	0	0	0	0	0	0	0	0	0	0	7	9	
All Others	2	2	0	0	0	0	0	0	0	0	0	0	0	2	2	
TOTAL	8	12	1	0	0	0	0	1	0	0	0	0	0	9	13	
Total																
Professors	22	20	2	4	0	0	0	1	0	0	0	0	0	24	25	
Associate Prof.	15	21	2	2	0	1	0	1	0	0	0	0	0	17	25	
Assistant Prof.	12	16	1	2	1	0	0	0	0	0	0	0	0	14	18	
All Others	3	2	0	0	0	0	0	0	0	0	0	0	0	3	2	
TOTAL	52	59	5	8	1	1	0	2	0	0	0	0	0	58	70	

II.E.2 Percentage of Course Sections Taught by Full-time Faculty

(Note: Others includes Full-time Administrators and Teaching Assistants)

Fall 2011

Total Number of Course Sections	Taught by Full-time Faculty		Taught by Part-time Faculty		Taught by Others*	
	Number	Percent	Number	Percent	Number	Percent
1,463	576	39%	806	55%	81	5.5%

Mercer
Table II.E.3:
Ratio of Full- to Part-time Faculty, Fall 2011

<u>Full-time</u>		<u>Part-time</u>		<u>Total</u>	
<u>Num</u>	<u>Pct</u>	<u>Num</u>	<u>Pct</u>	<u>Num</u>	<u>Pct</u>
128	19.8%	517	80.2%	645	100.0%

Source: IPEDS Human Resources Survey

F. Characteristics of the Trustees

Table F.1
Race/Ethnicity and Gender of the Members of the Board of Trustees, Fall 2012

	Male	Female	Total
Caucasian	7	3	10
African American	1	1	2
Hispanic	1	0	1
Asian, Pacific Islander	0	0	0
Total	9	4	13

Source: MCCC, President’s Office, Fall 2012

Table F.2
 MERCER COUNTY COMMUNITY COLLEGE
 BOARD OF TRUSTEES
 2011 – 2012

David Applebaum	Director, Regulatory Affairs	FPL Energies, LLC
Reverend William E. Coleman, Jr.	President	W.E.C. Resource Group
Robert Di Falco	Assoc. VP, Investments	Raymond James
Kevin Drennan		
Marvin Gardner, Esq.	Retired	
Dr. Gwendolyn Harris (Board Vice Chair)	Associate Director	Walter Rand Institute, Rutgers
Pamela Hersh (Board Treasurer)	VP, Govt. & Comm. Affairs	Princeton Healthcare System
Anthony Inverso		
Mark Matzen (Board Chair)		
Shamil Rodriguez		Princeton Public Affairs Group
Dr. Samuel Stewart (ex-officio)	Executive County Superintendent	Mercer County Schools
Dr. Patricia Donohue (Board Secretary) (ex-officio)	President	Mercer County Community College
<u>Alumni Trustee:</u>		
Ms. Brianna Diosteanu		

Table F.3
http://www.mccc.edu/welcome_bot.shtml

Source: MCCC, President’s Office, Fall 2012

G. Profile of Institution

Mercer County Community College was established in 1966. It began operations in the summer of 1967 after incorporating the former Trenton Junior College and The School of Industrial Arts, an institution whose history dates from 1898. Initially housed in various rented facilities in downtown Trenton, the college moved in 1972 to a comprehensive new campus located on 290 acres adjacent to a sprawling new county park in suburban/rural West Windsor Township. Limited operations continued in Trenton until 1976, when the newly constructed James Kerney Campus opened as a visible sign of the college's continuing commitment to serve the Trenton community.

Degree and Certificate Programs

The scope of Mercer's educational offerings is among the broadest in the state of New Jersey. Through more than 80 program options, students may earn an Associate in Arts (AA), Associate in Fine Arts (AFA), Associate in Science (AS) or Associate in Applied Science (AAS) degree or a Certificate of Proficiency. Unique programs including Funeral Service and Aviation continue to draw a large number of out-of-county students to Mercer. Noncredit offerings cover a wide spectrum, including customized corporate training, continuing professional education, personal interest courses, entry-level employment skills development, and adult basic education. There are also many youth-oriented year-round programs and summer camps.

G. Credit Programs by Degree Type, Fall 2012

Access Programs

English-as-a-Second Language	Non-degree Exploratory
LPN-RN Advanced Placement	Non-degree Other College
Non-degree Career Related	Non-degree Personal Development

AA Programs

Communication	Liberal Arts & Sciences
Organizational	American Studies
Radio	Humanities
Television	International Studies
Communication: Speech and Theater	Communication: New Media
Political and Legal Studies	Dance
Social Science	Education
Women's & Gender Studies	Liberal Arts
Theatre	Liberal Arts (Online)

AFA Programs

Dance	Visual Arts
Photography & Digital Imaging	Art History
Theatre	Ceramics / Sculpture
	Fine Arts

AS Programs

Architecture	Exercise Science
Aviation Management	Social Services
Biology	Information Systems
Business Administration	Computer Information Systems
Global Business	Bus. Admin & Information Systems
Sports Management	Web Development & Design
Mathematics	Chemistry
Culinology	Music
Computer Science	Nursing (ADN)
Criminal Justice: Corrections	Criminal Justice: Corrections (Online)
Criminal Justice: Law Enforcement	Physics
Engineering Science	Plant Science
Culinology	Occupational Therapy Assistant

AAS Programs

Accounting	Hotel, Restaurant & Institution Management
Accounting and Management	Illustration
Administrative Professional	Information Technology
Advertising & Graphic Design	Help Desk Technology
Building & Construction Technology	Network Engineering Technology
Automotive Technology	Programming
Aviation Customer Relations	Website Technology
Aviation Flight Technology	Insurance & Financial Services
Banking & Financial Services	Laboratory Technology
Business Software Applications	Medical Laboratory Technology
Chef Apprenticeship	Microcomputer Systems Administration
Chef Apprenticeship (Pastry)	Ornamental Horticulture
Civil Engineering Technology	Horticulture
Culinary Arts / Pastry Arts	Floral Design
Digital Film	Landscape Design
Digital Media Arts	Paralegal
Animation	Pastry Arts
Multimedia	Physical Therapist Assistant
Digital Imaging	Web Design
Early Childhood Education	Radiography
Electronics Engineering Technology	Respiratory Therapy Cooperative
Energy Utility Technology	Social Service
Entertainment Technology: Technical Theatre	Technical Studies
Entertainment Technology: Music Technology	Television

Fire Science Technology
Funeral Service
Game Design
Health Science
Heating, Refrigeration and Air Conditioning

Funeral Service Preparatory
Game Programming
Business Studies: Entrepreneurship
Management

Certificates of Proficiency

3-D Animation
Administrative Support
Architectural Technology
Aviation Flight Tech.–Certified Flight Instructor
Catering Management
Photography
Professional Cooking
Project Management
Retail Management
Small Business Employment Readiness
Small Business Management
Fire Science
 Code Enforcement
 Officer/Administrator
Funeral Service
Heating, Refrigeration and Air Conditioning

Microcomputer Applications
Network Engineering Technology
Ornamental Horticulture
Paralegal
Computer Aided Design
Professional Baking
Computer Science
Database Administration
Electronics Engineering Technology
Engineering Science (Transfer Cert.)
Medical Office Assistant
Solar/Energy Technology
Total Quality Management
Travel Agent
Web Design

H. Major Research and Public Service Activities

Mercer is a publicly supported co-educational institution of higher education that seeks to provide quality programs and services at a reasonable cost. Funding is secured through state support (distributed among the various New Jersey community colleges according to enrollment), annual county allocation, student tuition and fees, and supplemental grants. The college offers associate degrees and certificates in over 70 programs. The Mercer Institute of Management and Technology Training provides a full range of customizable training for business and industries throughout the region. Similarly, the Center for Continuing Studies offers a range of non-credit programs and course offerings for the citizens of Mercer County.

With campuses in West Windsor and downtown Trenton (the state's capital), Mercer operates under a one-college philosophy that ensures equitable educational opportunities and services to all students. Full-time faculty members teach both day and evening courses at the West Windsor and James Kerney campuses. Academic divisions and support-service departments serve students at both campuses and are responsible for day, evening and weekend students as well as those who enroll via The Virtual Campus.

During the 2011-2012 academic year, MCCC launched 2 new degree programs in Fashion Merchandising and Sustainability. In addition, the college now offers fully on-line degree programs in Liberal Arts, Criminal Justice (the corrections option) and Business Studies. The University Center allows students to continue their studies through the Bachelors degree with our on campus partners - Fairleigh Dickinson University, William Paterson University and Felician College. The college offers a number of pre-college opportunities through its Youth Programs funded by TRIO, Upward Bound and Talent Search. The Dual enrollment program has expanded to include 3 area high schools including the County's Vocational Technical school.

Mercer County Community College is a cultural hub. The Kelsey Theatre provides a full slate of musical and dramatic productions for both adults and children. The college's Art Gallery exhibits six major shows per year. A listener-supported public radio network offers classical music programming at 89.1 WWFM and a new HD-2 channel for jazz on the same frequency. Mercer hosts a series of speakers on topics of interest to the community through its Distinguished Lecture Series; and its expanding Study Abroad program sponsored trips to Costa Rica and South Africa. Two students have studied for full semesters: one in Ireland and one in Finland. A student is currently studying in Italy. The programs are available to community members. The Conference Center at Mercer serves as a host location for events sponsored by regional, state and local organizations; and, finally, the Camp College offers summer enrichment programs to hundreds of children throughout the Mercer County region.

Mercer is a destination site for area high-school athletes seeking scholarship opportunities through sports. The men's and women's soccer teams are Division I; cross-country for women is Division I. Baseball, softball, and men's and women's basketball participate in Division II and our Division III teams are men's and women's tennis.

While our faculty and staff are major supporters and a catalyst for the area's vibrant non-profit community, the College itself is the centerpiece of the activities for many non-profits and educational entities. The College just participated in the American Heart Association *Heart Walk* with over 50 faculty, staff members and students. Our 290-acre campus is used frequently for similar walks for March of Dimes, AIDS, Cancer, etc. Various non-profit or other groups use the College facilities every day of the week, and these activities are coordinated with our security personnel for the health and safety of students and community members. The college encourages students to volunteer through the college chapter of the Bonners Honors program or through service learning projects. The College continues to house the Mercer County Police Academy and the Mercer County Fire Academy, which it plans to expand into a regional center for training in fire science and emergency management. Our state-of-the-art soccer stadium hosted the 2009 NJCAA Division I Men's Soccer Championship and the facility is also used by local high school and club teams.

I. Major Capital Projects

The following Chapter 12 projects scheduled for fiscal year 2012 were either completed or are close to completion at a total cost of approximately \$7.5million dollars.

- Science Lab Renovation (WWC) – 2 Chemistry, 1 Microbiology, 2 Prep Rooms
- Science Lab New Construction & Renovation (JKC) – 1 Biology, 1 Chemistry, 1 Computer lab, Prep Room
- Student Commons and Classroom Renovation (JKC)
- Trenton Hall renovation (JKC)
- Replacement of Tennis Courts (WWC)
- Replacement of Synthetic Turf Field (WWC)
- Running Track and Exterior Pool Removal (WWC)
- Re-roofing at James Kerney Campus (KC & CC buildings)
- Re-roofing at WWC (MS & CC buildings)
- Conference Center Interior & Exterior Renovation
- PE Building HVAC Replacement (WWC)
- Fire Alarm Upgrade (MS building)